

How to apply for PHYSICS

Winter Semester 2023/2024

Applications open:	November 15th, 2022
Applications close:	March 1st, 2023

Please direct further questions to the Course Director:
msc@pi.uni-stuttgart.de

Introduction

This manual aims to assist you during your online application for the international Master of Science program PHYSICS at the University of Stuttgart.

It is divided into two parts:

Part 1: How to register on the C@MPUS platform

Part 2: How to apply for the program

Technical Requirements

In order to submit your application successfully you should have some basic devices at your disposal:

- A computer with internet access
- Quality scans of the required documents

If you don't have access to a printer/scanner, try a free scanner app for your mobile, follow the link for a list of apps for Android and iOS.

<http://freescannerapps>

Furthermore, consider that each document must not exceed 1 MB.

In order to achieve this file size, please follow these few suggestions:

- Use small pictures and graphics in your files, preferably JPG, PNG and PDF
- If the file is still too big, reduce the final size of your PDF using e.g.

<http://smallpdf.com/>

Indications

Please follow indications in order to register successfully. There are indications right in the text next to the field you have to fill, further information can be found by clicking the blue i or on the blue highlighted links.

Steps 7 - 25 correspond to the old page design of Campus. The color scheme has changed, but the information you need to provide remains the same. If respective steps now look completely different in the new design, please make a screenshot and send it to us, when you have a question, so that we can direct you more easily.

VERY IMPORTANT:

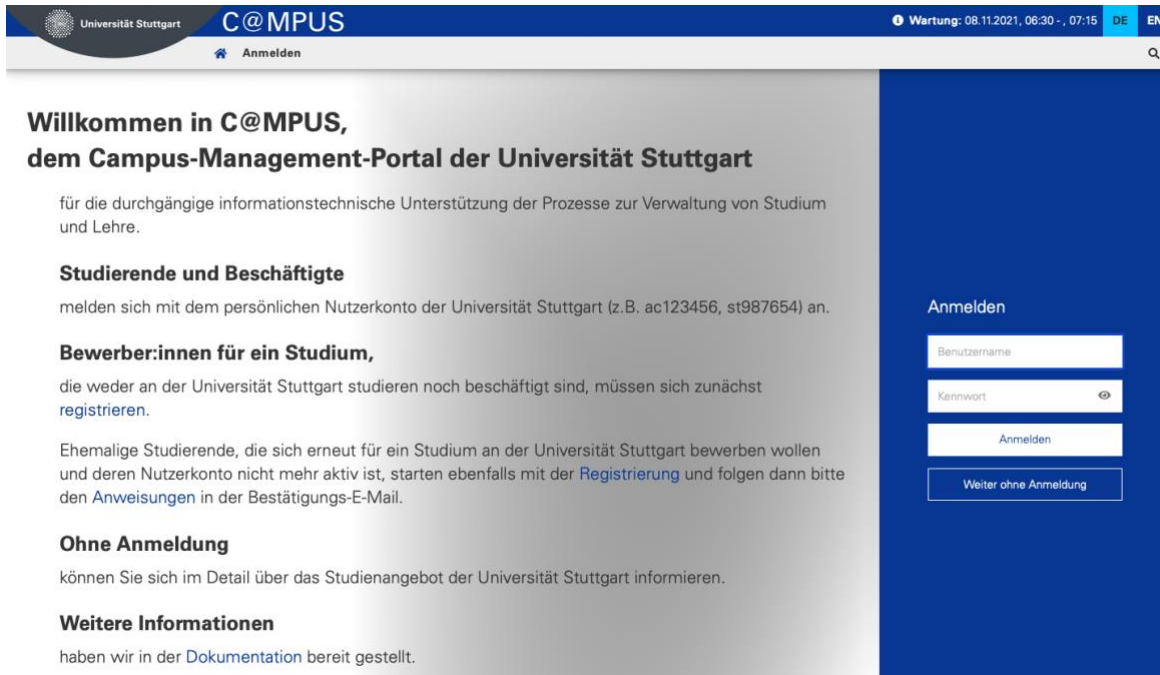
While you are working with C@MPUS, **please never go back in your browser** because then you have to start over again.

Always use the Back button in C@MPUS in case you want to go back.

Let's get started.

STEP 01 / ACCESS THE PLATFORM

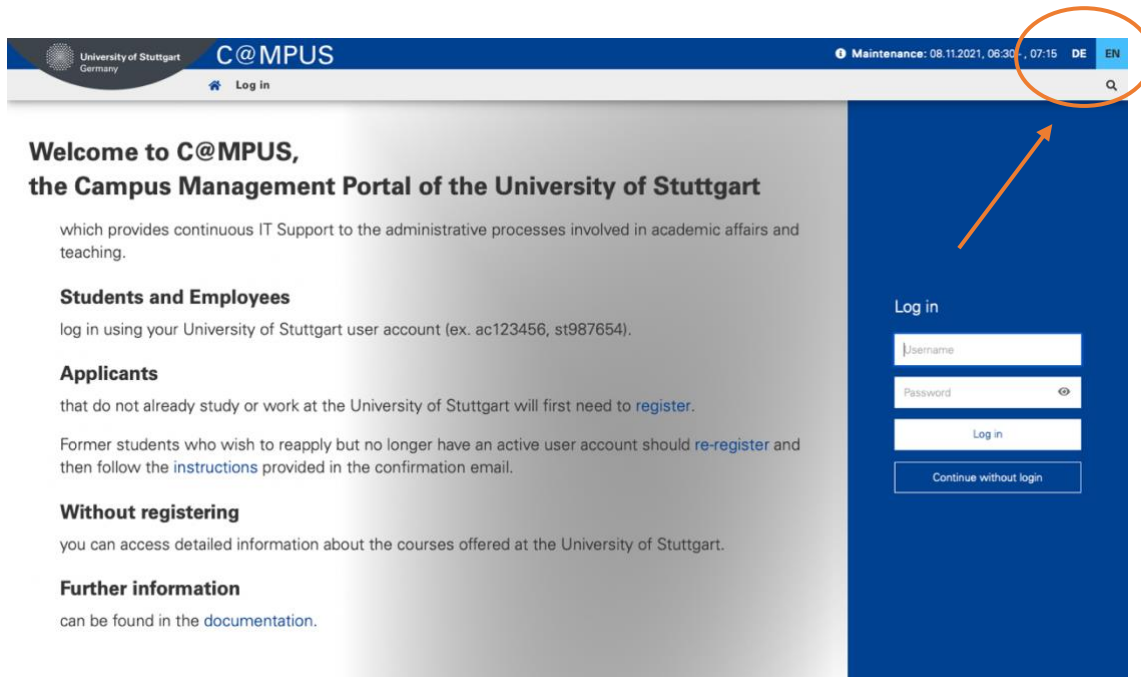
Please follow the link (<https://campus.uni-stuttgart.de>) to access the platform.



The screenshot shows the C@MPUS login page in German. The header includes the University of Stuttgart logo, the C@MPUS title, and a maintenance status: 'Wartung: 08.11.2021, 06:30 - , 07:15'. There are language buttons for 'DE' and 'EN'. The main content area is titled 'Willkommen in C@MPUS, dem Campus-Management-Portal der Universität Stuttgart' and provides instructions for students, employees, and applicants. A login sidebar on the right contains fields for 'Benutzername' and 'Kennwort', and buttons for 'Anmelden' and 'Weiter ohne Anmeldung'.

STEP 02 / LANGUAGE SETTING

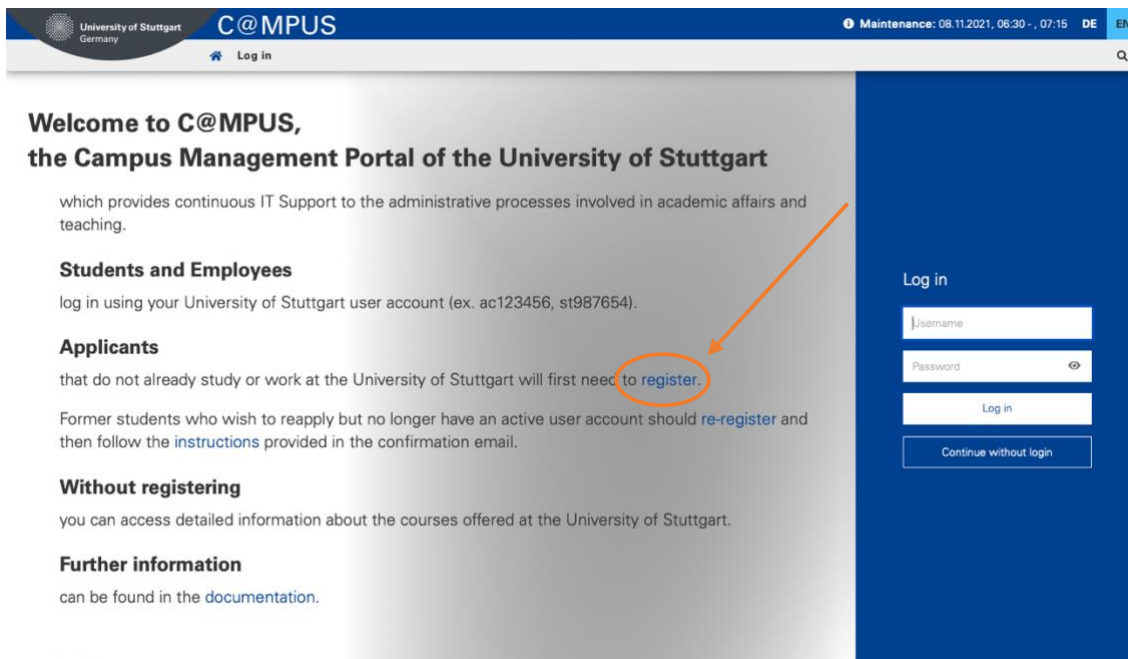
Make sure the language is set to English, if you do not speak German. If you find German as default, please hover your mouse to the upper right corner, click on the button to switch to English.



This screenshot shows the C@MPUS login page in English. The header features the University of Stuttgart logo, the C@MPUS title, and a maintenance status: 'Maintenance: 08.11.2021, 06:30 - , 07:15'. Language buttons for 'DE' and 'EN' are present in the top right corner, with an orange circle and an arrow pointing to the 'EN' button. The main content area is titled 'Welcome to C@MPUS, the Campus Management Portal of the University of Stuttgart' and provides instructions for students, employees, and applicants. The login sidebar on the right contains fields for 'Username' and 'Password', and buttons for 'Log in' and 'Continue without login'.

STEP 03 / REGISTRATION ACCESS

In order to start your registration, you have to click register (please see orange circle). It leads you to the registration of your first access.



The screenshot shows the C@MPUS portal interface. The header includes the University of Stuttgart logo, the C@MPUS title, a maintenance status bar, and language options (DE, EN). The main content area is divided into sections for Students and Employees, Applicants, Without registering, and Further information. An orange arrow points to the 'register' link in the Applicants section.

Welcome to C@MPUS,
the Campus Management Portal of the University of Stuttgart

which provides continuous IT Support to the administrative processes involved in academic affairs and teaching.

Students and Employees
log in using your University of Stuttgart user account (ex. ac123456, st987654).

Applicants
that do not already study or work at the University of Stuttgart will first need to [register](#).

Former students who wish to reapply but no longer have an active user account should [re-register](#) and then follow the [instructions](#) provided in the confirmation email.

Without registering
you can access detailed information about the courses offered at the University of Stuttgart.

Further information
can be found in the [documentation](#).

Log in

Username

Password

[Log in](#)

[Continue without login](#)

STEP 04 / CREATE A NEW APPLICANT ACCOUNT

Please enter your last name and your first name(s) exactly as they are written in your passport. Your name(s) cannot be changed later on!

Remember to capitalize only the first letter of Names, Places, etc. and to separate words with space, not with a comma. Otherwise, the system will not accept the data. Continue by clicking on CONFIRM DATA.

The screenshot shows the C@MPUS registration interface. The header includes the C@MPUS logo, navigation links for Login, DE, and EN, and the page title 'Registration - basic user / C@MPUS V2.00'. The form is divided into two main sections: 'Master data' and 'Account data'. The 'Master data' section contains fields for 'Mr./Mrs./Ms.' (a dropdown menu), 'First name', 'Last name', 'Date of birth' (with a calendar icon and format DD.MM.YYYY), and 'Maiden name'. The 'Account data' section contains an 'Email address' field (pre-filled with john.doe@example.com) and a 'Preferred language' dropdown menu (set to English). Below these sections is a 'Note' area with a disclaimer about data protection. At the bottom right, a blue button labeled 'CONFIRM DATA' is circled in orange, with an orange arrow pointing to it from the right side of the form.

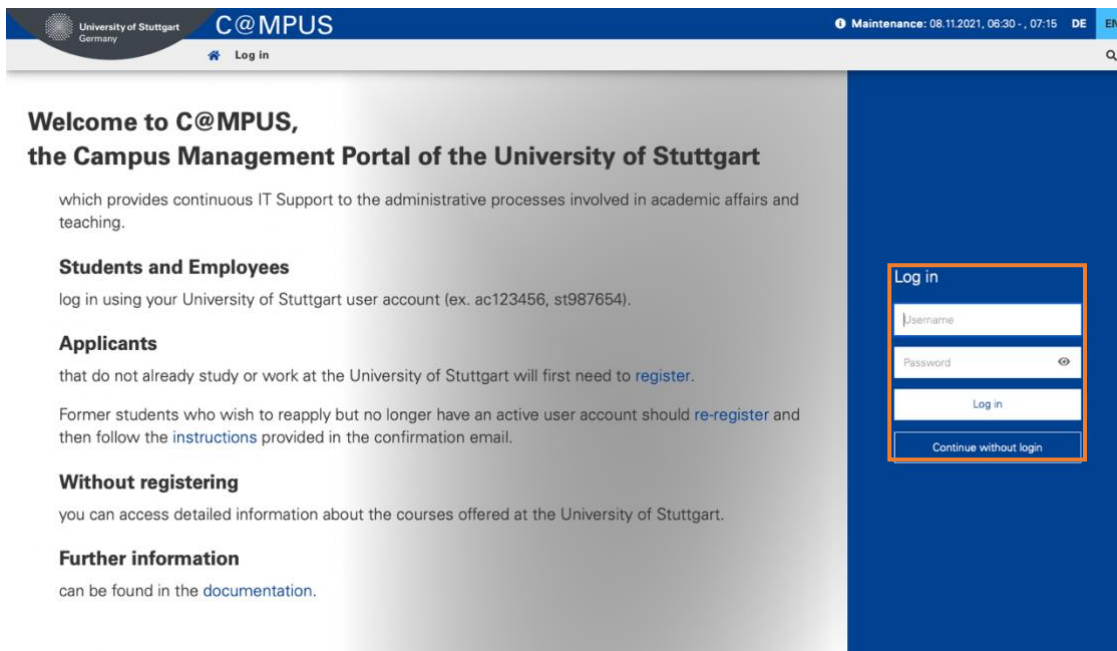
STEP 05 / COMPLETION OF REGISTRATION

You will now receive your login password to the email address you entered. Press continue.

The screenshot shows the University of Stuttgart website. The header includes the university logo, navigation links for log in/log out, and a search bar. The main content area is titled 'Create a new applicant account'. A message box states: 'The login details for your user account have been sent to the following e-mail address [redacted]. Please check your mailbox shortly.' Below the message is a 'Continue' button, which is circled in orange. The left sidebar contains a list of university departments and facilities.

STEP 06 / LOG IN

Please check your email. Use the email address (you registered with) as username and the password you received to log in.



University of Stuttgart
Germany

C@MPUS

Maintenance: 08.11.2021, 06:30 - , 07:15 DE EN

Log in

Welcome to C@MPUS, the Campus Management Portal of the University of Stuttgart

which provides continuous IT Support to the administrative processes involved in academic affairs and teaching.

Students and Employees

log in using your University of Stuttgart user account (ex. ac123456, st987654).

Applicants

that do not already study or work at the University of Stuttgart will first need to [register](#).

Former students who wish to reapply but no longer have an active user account should [re-register](#) and then follow the [instructions](#) provided in the confirmation email.

Without registering

you can access detailed information about the courses offered at the University of Stuttgart.

Further information

can be found in the [documentation](#).

Log in

Username

Password

Log in

[Continue without login](#)

STEP 07 / ACCOUNT – CHANGE PASSWORD

As the password that has been sent to you is going to expire after 4 days, you are required to change the password and create a new one.

Please, select your password according to the following criteria:

Required

- min. 8, max. 40 characters
- should differ from previous password by at least 3 characters
- minimum one letter and one digit
- may not contain your first name, last name, or user name

Recommended

- Use of special characters !#\$%&()*+,-./:;<=>?@[\\]^_{}~
- Parts of your first name or last name should not be used either.
- Generally no parts of words should be used (more than three letters in a row), which may be found in (German or English) dictionaries.

You need to choose also a security question and answer (see lower part), in case you forget or lose your password. The security question has to contain more than 10 letters.

Please don't forget to save.

Current password	<input type="password"/>
New password	<input type="password"/>
Confirm new password	<input type="password"/>

Please choose the password according to the following criteria:

- Required
 - min 8, max 40 characters
 - at least 3 letters
 - at least 1 number
 - at least 1 special character (additional to numbers and letters) from !#\$%&()*+,-./:;<=>?@[\\]^_{}~
 - must not contain your first name, last name, username or day of birth
- Recommendations
 - Also parts of first or last names should not be used.
 - You should not use parts of words (more than 3 letters) which can be found in (English or German) dictionaries.

Please choose a strong password and keep it secret. To detect potential abuse, we always show you your last login and, in case, failed logins.

Save

STEP 08 / ONLINE APPLICATION – START OF COURSE

Choose Wintersemester 2023/2024 (winter term 2023/24) and click Continue to go on with your application.

ONLINE APPLICATION [Help](#) [Support](#)

• **Start of course**
[Select degree programme](#)
[Personal data](#)
[Correspondence address](#)

Start of course

Please choose the semester for which you wish to apply at the University of Stuttgart. Please note that there are degree programs which might not be offered in every semester or for which you can only apply for a higher semester. Bachelor programs at the University of Stuttgart usually start in winter semester. Most International Master of Science programs only start in the winter semester.

Start of course Winter semester 2023/24

When applying, please consider the upper limit of

- max. 6 undergraduate programmes subject to NC for the first semester
- max. 6 undergraduate programmes for the first semester
- max. 4 applications for Master's programmes for the first semester

If you exceed the upper limit with this application you may have to withdraw another application before you will be able to continue with this one.

Please note that you can only file one application each for the first and for a higher subject-specific semester.

NOTE: The State of Baden-Württemberg charge **tuition fee for international students from non-EU countries** (1.500 Euro/semester) as well as tuition fee for a Second Degree (650 Euro/semester). Please, find more information here:
[https://www.studienwahl.uni-stuttgart.de/studienwahl/faq/master/fees.html](#)

Cancel Preview Back Continue

STEP 9 / ONLINE APPLICATION – SELECT DEGREE PROGRAM

Please select:

- Type of studies → Master programme
- Intended degree → Master of Science

and continue.

After having selected the type of studies and intended degree, more boxes will appear, and you are required to make further choices:

ONLINE APPLICATION [Help](#) [Support](#)

[Start of course](#)
• **Select degree program**
[Personal data](#)
[Correspondence address](#)
[Higher education entrance qualification](#)
[Academic background](#)

Select degree program

Type of studies Master programme

Intended degree Master of Science

Degree program

Entrance semester

Form of studies

☒ I have already studied at a

☐ I have already applied on

Environmental Engineering
Geodäsie und Geoinformatik
Geomatics Engineering (GEOENGINE)
Informatics
Information Technology
Infrastructure Planning
Integrated Urbanism Sustainable Design
Integrative Technologies and Architectural Design Research
Material Science
Mathematics
Mechanical Engineering
Mechanical Engineering / Materials and Production Engineering
Mechanical Engineering / Micro, Precision and Optical Engineering
Mechanical Engineering / Product Development and Engineering Design
Mechanical Engineering (Georgia Tech)
Mechatronics
Medical Engineering
Photonic Engineering
Physics
Process Engineering
Public Planning and Participation
Real Estate Engineering and Management
Simulation Technology
Software Engineering
Sustainable Electrical Power Supply
Technical Biology
Technical Business Administration
Technical Education
Technology Management

Cancel Preview continue

Please select:

- **Degree program:** → **Physics (the first mention)**
- Form of studies → Consecutive master program

The screenshot shows a web application titled "ONLINE APPLICATION" with a "Help Support" link in the top right. On the left is a sidebar with a list of steps: "Start of course", "Select degree program" (which is the current step and is bolded), "Personal data", "Correspondence address", "Permanent home address", "Higher education entrance qualification", and "Academic background". The main content area is titled "Select degree program" with an information icon. It contains several dropdown menus: "Type of studies" set to "Master programme", "Intended degree" set to "Master of Science", "Degree program" set to "Physics", and "Form of studies" set to "Consecutive master program". There is also a "Further information" link. Below these are two checkboxes: the first is checked and says "I have already studied at a university/college before.", and the second is unchecked and says "I have already applied once for the selected degree program at Uni Stuttgart within the last year.". At the bottom are four buttons: "Cancel", "Preview", "Back", and "Continue".

Please check the box: I have already studied at a university/college before.
Press continue.

STEP 10 / ONLINE APPLICATION – PERSONAL DATA

Please check your personal data again. Here you can only choose your academic titles to appear before or after your name. BSc and MSc titles are usually indicated after your name, while Diplomas are indicated before. Press continue.

ONLINE APPLICATION[Help](#) [Support](#)

[Start of course](#)
[Select degree programme](#)
• **Personal data**
[Correspondence address](#)
[Higher education entrance qualification](#)
[Academic background](#)
[entrance qualification for Master's programme](#)
[Further Information](#)

Personal data

Matriculation number	0000181
Academic degree in front of the name	<input type="text"/> Please select ▾
First name	Tester
Last name affix	<input type="text"/>
Surname	FakAcht
All first names	Tester
Academic degree after the name	<input type="text"/> Please select ▾
Date of birth	01.01.1990
Gender	male ▾
Place of birth	Stuttgart
Country of birth	Germany ▾
Maiden name	<input type="text"/>
1st nationality	Germany
2nd nationality	Bahamas

STEP 11 / ONLINE APPLICATION – CORRESPONDENCE ADDRESS

Please enter your current postal address. The address has to be valid during the whole application process; it can be changed in case you move. Please keep it up to date.

Also, enter your contact details (phone and email). Please enter your actual telephone number with country code and without signs between the numbers. For example: 004971168564988.

In case your semester address corresponds with your home address, please check the option indicated below. Otherwise, press Continue.

The screenshot shows the 'ONLINE APPLICATION' interface for the University of Stuttgart. The left sidebar lists various university departments. The main content area is titled 'Correspondence address' and contains several input fields: 'c/o (if necessary)', 'Street and number', 'Postal Code/City', 'Country/State' (a dropdown menu), 'Region' (a dropdown menu), 'Telephone number', and 'E-mail address' (pre-filled with 'hahn-ebner@waste.uni-stuttgart.de'). Below these fields is a checkbox labeled 'My correspondence address (during the semester) is identical with my permanent home address.' An orange arrow points to this checkbox. At the bottom of the form are buttons for 'Cancel', 'Preview', 'Back', and 'Continue'.

STEP 12 / ONLINE APPLICATION – PERMANENT HOME ADDRESS

Please note: this step will only appear if your home address is not identical with your postal address. Please fill in this box as well and continue.

The screenshot shows a web browser window with the URL <https://schulung.campus.uni-stuttgart.de/s/webnav.ini>. The page header includes the Universität Stuttgart logo and the applicant's name, Lea Skywalker. A sidebar on the left lists various university departments. The main content area is titled 'ONLINE APPLICATION' and contains a list of steps: 'Start of course', 'Select degree program', 'Personal data', 'Correspondence address', 'Permanent home address' (highlighted), 'Higher education entrance qualification', 'Academic background', 'Higher education entrance qualification', and 'Letter of admission'. The 'Permanent home address' section is expanded, showing a form with the following fields: 'Home address' (with a sub-field 'c/o (if necessary)'), 'Street and number', 'Postal Code/City', 'Country/State' (a dropdown menu), and 'Region' (a dropdown menu). The form is surrounded by a red border. At the bottom of the form are buttons for 'Cancel', 'Preview', 'Back', and 'Continue'.

STEP 13 / ONLINE APPLICATION – HIGHER EDUCATION ENTRANCE QUALIFICATION

Check the second box

“I have obtained a foreign higher education entrance qualification.”

Please provide information on your Higher Education Entrance Qualification (High School Diploma, A-Levels, Concours and Secondary School Final Examination results).

ONLINE APPLICATION[Help](#)[Support](#)

[Start of course](#)
[Select degree program](#)
[Personal data](#)
[Correspondence address](#)
• **Higher education entrance qualification**
[Academic background](#)

Higher education entrance qualification

Please enter what type of higher education entrance qualification you hold and when and where you have obtained it. More information: [Higher education entrance qualification](#)

☐ I have a German higher education entrance qualification.

☒ I have obtained a foreign higher education entrance qualification. [?](#)

☐ Master craftspersons or persons with similar qualification are allowed to apply for every study program. [?](#)

Type

Please select...

Name of certificate (original name)

1 to 100 characters

Date of certificate

Format: DD.MM.YYYY

Average grade (GPA)

Name of school

1 to 100 characters

Location of school

1 to 100 characters

Country of school

Mongolia

Region

Please select...

Cancel

Preview

Back

Continue

STEP 14 / ONLINE APPLICATION – ACADEMIC BACKGROUND

By default, there are no entries. In order to enter your academic background, please go to Add degree program and edit data in the box (see orange frame in the second screenshot below):

ONLINE APPLICATION

Academic background

University	Degree	Degree programs	from	to
No entries.				

Add degree program

Cancel Preview Back Continue

ONLINE APPLICATION

Edit academic background

University/Subjects

Country: Germany

Place of university/college: Please select...

University: Please select...

Degree: Please select...

Form of studies: Please select...

Registration number:

Major (1st subject): Please select...

2nd subject: Please select...

3rd Subject: Please select...

Semester

from	to	total	Leaves of absence	Internship	Clinic (internship)	Interruptions
Please select...	Please select...	0	from 0 to 20	from 0 to 20	from 0 to 20	from 0 to 20

Status

Intermediate exam: not scheduled

Final exam: not scheduled

Grade: max. 20 characters

Date: Format: DD.MM.YYYY

Save and close Cancel/Close

Please provide all information concerning your University and select First Degree as "Form of Studies". Specify your Major/Name of your degree program; enter the duration and final grades or indicate that you have not yet completed your studies.

Please do not forget to save in order to go on.

PLEASE UPLOAD THE RESPECTIVE FILES IN STEPS 15-21 AND 23

STEP 15 / ONLINE APPLICATION – HIGHER EDUCATION ENTRANCE QUALIFICATION

ONLINE APPLICATION[Help](#)[Support](#)

[Start of course](#)
[Select degree program](#)
[Personal data](#)
[Correspondence address](#)
[Higher education entrance qualification](#)
[Academic background](#)
• **Higher Education Entrance Qualification / High School Diploma**
[Diploma](#)
[Bachelor's Degree Certificate](#)
[Transcript of Records \(with Cumulative Grade Point Average CGPA\)](#)
[Grading System](#)
[Curriculum Vitae](#)
[Certificates of Additional Degrees and Transcripts of Records](#)
[APS certificate \(Upload\)](#)
[Certificate of additional qualifications \(concerning your](#)

Higher Education Entrance Qualification / High School Diploma

Please upload your higher education entrance qualification.

Current document

Name	Type	Size [KB]	Date
No document uploaded			

New document

Please upload your documents in one **single** PDF file (Portable Document Format, .pdf), if the file format is not stated otherwise in the description above. The maximum file size is 1 MB. In case uploading is not possible now, you can upload this document subsequently (by 01.03.2017 at the latest).

File Keine Datei ausgewählt.

STEP 16 / ONLINE APPLICATION – BACHELOR DEGREE CERTIFICATE

ONLINE APPLICATION[Help](#)[Support](#)

[Start of course](#)
[Select degree program](#)
[Personal data](#)
[Correspondence address](#)
[Higher education entrance qualification](#)
[Academic background](#)
[Transcript of Records \(with the average grade\)](#)
• **Bachelor's/Master's degree certificate**
[Grading System](#)
[Curriculum Vitae](#)
[Other documents](#)
[Joint Fellowship Program](#)
[Proof of English language skills](#)

Bachelor's/Master's degree certificate

This requirement only applies if you have already completed a degree program (i.e. B.Sc.)

Please upload all relevant degree certificates in one single PDF file.

Current document

Name	Type	Size [KB]	Date
No document uploaded			

New document

Please upload your documents in one PDF file (Portable Document Format, .pdf), if the file format is not stated otherwise in the description above. The maximum file size is 5 MB. In case uploading is not possible now, you can upload this document subsequently (by 29.02.2016 at the latest).

File Keine Datei ausgewählt.

STEP 17 / ONLINE APPLICATION – TRANSCRIPT OF RECORDS

ONLINE APPLICATION[Help](#)[Support](#)

[Start of course](#)
[Select degree program](#)
[Personal data](#)
[Correspondence address](#)
[Higher education entrance qualification](#)
[Academic background](#)
[Higher Education Entrance Qualification / High School Diploma](#)
[Bachelor's Degree Certificate](#)
• **Transcript of Records (with Cumulative Grade Point Average CGPA)**
[Grading System](#)
[Curriculum Vitae](#)
[Certificates of Additional Degrees and Transcripts of Records](#)
[APS certificate \(Upload\)](#)
[Certificate of additional qualifications \(concerning your](#)

Transcript of Records (with Cumulative Grade Point Average CGPA)

- Please upload all relevant Transcripts of Records in one single PDF file.
- If the Transcripts from your University are not issued in English, please upload officially certified translations.
- If your studies are still ongoing, enclose transcripts of all completed courses and a list of remaining courses.

Current document

Name	Type	Size [KB]	Date
No document uploaded			

New document

Please upload your documents in one **single** PDF file (Portable Document Format, .pdf), if the file format is not stated otherwise in the description above. The maximum file size is 5 MB. In case uploading is not possible now, you can upload this document subsequently (by 01.03.2017 at the latest).

File Keine Datei ausgewählt.

STEP 18 / ONLINE APPLICATION – GRADING SYSTEM

ONLINE APPLICATION[Help](#)[Support](#)

[Start of course](#)
[Select degree program](#)
[Personal data](#)
[Correspondence address](#)
[Higher education entrance qualification](#)
[Academic background](#)
[Higher Education Entrance Qualification / High School Diploma](#)
[Bachelor's Degree Certificate](#)
[Transcript of Records \(with Cumulative Grade Point Average CGPA\)](#)
• **Grading System**
[Curriculum Vitae](#)
[Certificates of Additional Degrees and Transcripts of Records](#)
[APS certificate \(Upload\)](#)
[Certificate of additional qualifications \(concerning your](#)

Grading System

Please provide an explanation certified by your university of the grading and awarding system of your university, stating the minimum pass marks, the maximum achievable marks and how the Cumulative Grade Point Average (CGPA) is calculated from the marks.

Current document

Name	Type	Size [KB]	Date
No document uploaded			

New document

Please upload your documents in one **single** PDF file (Portable Document Format, .pdf), if the file format is not stated otherwise in the description above. The maximum file size is 2 MB. In case uploading is not possible now, you can upload this document subsequently (by 01.03.2017 at the latest).

File Keine Datei ausgewählt.

STEP 19 / ONLINE APPLICATION – CURRICULUM VITAE

ONLINE APPLICATION[Help](#)[Support](#)

[Start of course](#)
[Select degree program](#)
[Personal data](#)
[Correspondence address](#)
[Higher education entrance qualification](#)
[Academic background](#)
[Higher Education Entrance Qualification / High School Diploma](#)
[Bachelor's Degree Certificate](#)
[Transcript of Records \(with Cumulative Grade Point Average CGPA\)](#)
[Grading System](#)
• **Curriculum Vitae**
[Certificates of Additional Degrees and Transcripts of Records](#)
[APS certificate \(Upload\)](#)
[Certificate of additional qualifications \(concerning your](#)

Curriculum Vitae
Please upload your latest Curriculum Vitae in one single PDF file.

Current document

Name	Type	Size [KB]	Date
No document uploaded			

New document

Please upload your documents in one **single** PDF file (Portable Document Format, .pdf), if the file format is not stated otherwise in the description above. The maximum file size is 2 MB. In case uploading is not possible now, you can upload this document subsequently (by 01.03.2017 at the latest).

File Keine Datei ausgewählt.

STEP 20 / ONLINE APPLICATION – ADDITIONAL DEGREES

ONLINE APPLICATION[Help](#)[Support](#)

[Start of course](#)
[Select degree program](#)
[Personal data](#)
[Correspondence address](#)
[Higher education entrance qualification](#)
[Academic background](#)
[Higher Education Entrance Qualification / High School Diploma](#)
[Bachelor's Degree Certificate](#)
[Transcript of Records \(with Cumulative Grade Point Average CGPA\)](#)
[Grading System](#)
[Curriculum Vitae](#)
• **Certificates of Additional Degrees and Transcripts of Records**
[APS certificate \(Upload\)](#)
[Certificate of additional qualifications \(concerning your](#)

Certificates of Additional Degrees and Transcripts of Records
Optional:
Please upload certificates and/or transcripts of records from additional studies and degrees (e.g., Master's Degree).
Only PDF files are accepted.

Current document

Name	Type	Size [KB]	Date
No document uploaded			

New document

Please upload your documents in one **single** PDF file (Portable Document Format, .pdf), if the file format is not stated otherwise in the description above. The maximum file size is 5 MB. In case uploading is not possible now, you can upload this document subsequently (by 01.03.2017 at the latest).

File Keine Datei ausgewählt.

APS STEP / ONLINE APPLICATION – APS CERTIFICATE

THIS STEP ONLY APPEARS IF YOU ARE AN APPLICANT FROM
CHINA, VIETNAM, MONGOLIA AND INDIA!

Applicants from [China](#), [Mongolia](#) or [Vietnam](#) and [India](#) have to provide an **original APS certificate** which is issued by the German embassy in your home country in order to obtain a study Visa. Please check the homepage of the German embassy for details.

Please upload your APS certificate in this step.

The following document types are accepted:

Portable Document Format (.pdf), Text (.txt). We recommend using PDF format. The maximum file size is 1 MB.

After the upload is complete, please continue.

The screenshot shows the 'ONLINE APPLICATION' web interface. On the left is a sidebar with navigation links: 'Start of course', 'Select degree program', 'Personal data', 'Correspondence address', 'Permanent home address', 'Higher education entrance qualification', 'Academic background', 'Transcript of Records (with the average grade)', 'Bachelor's/Master's degree certificate', 'APS certificate (Upload)' (which is selected and marked with a bullet point), 'Other documents', and 'Proof of English Language Skills'. The main content area is titled 'APS certificate (Upload)' and contains instructions for citizens of China, Vietnam, and Mongolia. It states that an original APS certificate must be submitted and provides a link to <https://www.aps.org.cn/>. Below this, there are two sections: 'Current document' and 'New document'. The 'Current document' section shows a table with columns 'Name', 'Type', 'Size [KB]', and 'Date', and a message 'No document uploaded'. The 'New document' section provides upload instructions (PDF format, max 2 MB) and a file selection area with a 'File' button, a 'Durchsuchen...' (Browse...) button, and the text 'Keine Datei ausgewählt.' (No file selected). At the bottom of the interface are buttons for 'Cancel', 'Preview', 'Back', and 'Continue'.

ONLINE APPLICATION [Help](#) [Support](#)

[Start of course](#)
[Select degree program](#)
[Personal data](#)
[Correspondence address](#)
[Permanent home address](#)
[Higher education entrance qualification](#)
[Academic background](#)
[Transcript of Records \(with the average grade\)](#)
[Bachelor's/Master's degree certificate](#)
• **APS certificate (Upload)**
[Other documents](#)
[Proof of English Language Skills](#)

APS certificate (Upload)

Citizens of the People's Republic of China, the Socialist Republic of Vietnam and Mongolia have to submit an original certificate or confirmation of the APS (Akademische Prüfstelle) at the Embassy of the Federal Republic of Germany in their home country.

Please upload your APS Certificate in one single PDF file.

Further information is available via the following link:
<https://www.aps.org.cn/>

Current document

Name	Type	Size [KB]	Date
No document uploaded			

New document

Please upload your documents in one PDF file (Portable Document Format, .pdf), if the file format is not stated otherwise in the description above. The maximum file size is 2 MB. In case uploading is not possible now, you can upload this document subsequently (by 15.02.2016 at the latest).

File Keine Datei ausgewählt.

STEP 21 / ADDITIONAL DOCUMENTS

ONLINE APPLICATION[Help](#)[Support](#)

[Start of course](#)
[Select degree program](#)
[Personal data](#)
[Correspondence address](#)
[Higher education entrance qualification](#)
[Academic background](#)
[Higher Education Entrance Qualification / High School Diploma](#)
[Bachelor's Degree Certificate](#)
[Transcript of Records \(with Cumulative Grade Point Average CGPA\)](#)
[Grading System](#)
[Curriculum Vitae](#)
[Certificates of Additional Degrees and Transcripts of Records](#)
[APS certificate \(Upload\)](#)
• **Certificate of additional qualifications (concerning your**

Certificate of additional qualifications (concerning your chosen study program)

Optional: Please upload additional documents that emphasize your aptitude for the PHYSICS International Master of Science program (e.g., certificates of awards, internships or work experience in the field of physics; letters of reference; GRE test scores).

Current document

Name	Type	Size [KB]	Date
No document uploaded			

New document

Please upload your documents in one **single** PDF file (Portable Document Format, .pdf), if the file format is not stated otherwise in the description above. The maximum file size is 5 MB. In case uploading is not possible now, you can upload this document subsequently (by 01.03.2017 at the latest).

File Keine Datei ausgewählt.

STEP 22 / JOINT FELLOWSHIP PROGRAM

Here you merely confirm or deny applying for the IMPRS CMS Uni Stuttgart Joint Fellowship.
The application for the IMPRS CMS has to be done separately **here**:

[Application IMPRS CMS](#) [Joint Fellowship program Information](#)

ONLINE APPLICATION[Help](#)[Support](#)

[Start of course](#)
[Select degree program](#)
[Personal data](#)
[Correspondence address](#)
[Higher education entrance qualification](#)
[Academic background](#)
[Transcript of Records \(with the average grade\)](#)
[Bachelor's/Master's degree certificate](#)
[Grading System](#)
[Curriculum Vitae](#)
[Other documents](#)
• **Joint Fellowship Program**
[Proof of English language skills](#)

Joint Fellowship Program

Outstanding applicants are invited to apply for the Joint Fellowship Program of the International M.Sc. Program PHYSICS of the University of Stuttgart and the IMPRS-CMS (International Max-Planck Research School for Condensed Matter Science).

Fellowship recipients have the opportunity to be integrated in one of the research groups located in the Physics Department of the University of Stuttgart or at one of the two Max-Planck-Institutes for Solid State Research and Intelligent System from the very beginning of their studies. All living expenses like housing, food, etc. can be covered by the scholarship. Undergraduates with excellent results during their B.Sc. studies are eligible for the scholarship.

Please indicate below whether you are applying for the Joint Fellowship Program

☐ Yes, I am also applying for the Joint Fellowship Program of the University of Stuttgart and the IMPRS-CMS.

☐ No, I am not applying for the Joint Fellowship Program

Further information is available via the following link:
http://www.imprs-cms.mpg.de/42299/01_Information_for_B_Sc_students

CancelPreview

BackContinue

STEP 23 / PROOF OF ENGLISH LANGUAGE SKILLS

ONLINE APPLICATION[Help](#)[Support](#)

[Start of course](#)
[Select degree program](#)
[Personal data](#)
[Correspondence address](#)
[Higher education entrance qualification](#)
[Academic background](#)
[Transcript of Records \(with the average grade\)](#)
[Bachelor's/Master's degree certificate](#)
[Grading System](#)
[Curriculum Vitae](#)
[Other documents](#)
[Joint Fellowship Program](#)
• **Proof of English language skills**

- TOEFL cbt Score > 213
- TOEFL pbt Score > 550
- IELTS Band Score > 6.0
- CAE – Cambridge Advanced Certificate in English
- CPE – Cambridge Proficiency Certificate in English

In case you took the TOEFL ibt, please also request ETS to send your score to University of Stuttgart (Institutional Code 0460).

Only students who passed the entirety of their undergraduate studies in Australia, Canada, Ireland, New Zealand, the US or the UK are exempt from this rule.

Please upload your Proof of English Language Skills in one single PDF file.

Current document

Name	Type	Size [KB]	Date
No document uploaded			

New document

Please upload your documents in one PDF file (Portable Document Format, .pdf), if the file format is not stated otherwise in the description above. The maximum file size is 2 MB. In case uploading is not possible now, you can upload this document subsequently (by 29.02.2016 at the latest).

CancelPreview

BackContinue

STEP 24 / ONLINE APPLICATION – OVERVIEW

Please note at this point, your application has not been submitted yet!

Please review all your entries thoroughly
(you might need to scroll down to the bottom of the page).

The screenshot displays the 'OVERVIEW - APPLICATION NUMBER: 1-00048469' page on the Universität Stuttgart online application portal. The browser address bar shows 'https://schulung.campus.uni-stuttgart.de/s/webnav.ini'. The page header includes the university logo and the applicant's name 'Lea Skywalker'. A search bar and 'Log-out' button are also visible.

PLEASE NOTE
This is just a preview for checking your application. Your application has not been submitted yet.
Please review all your entries thoroughly. If all is correct, mark the approval checkbox (at the bottom of the page) and click the SEND button to submit the application electronically.
Pleased note:
You will not be able to change any entries of an electronically submitted application. Besides you will not be able to issue a new application for the same study program!

Start of course
Wintersemester 2015/16

Select degree program

Type of studies	Master programme
Intended degree	Master of Science
Degree program	Air Quality Control, Solid Waste and Waste Water Process Engineering
Entrance semester	1 - Manual admission
Form of studies	Consecutive master program

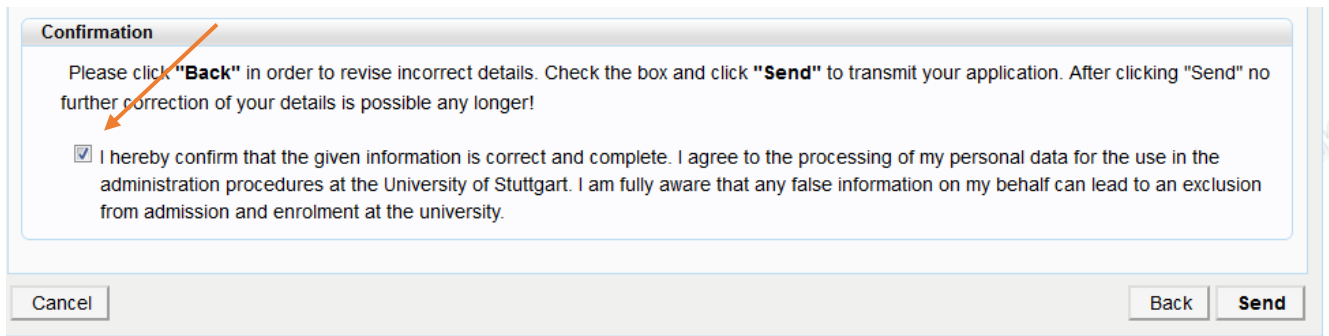
☒ I have already studied at a university/college before.
☐ I have already applied once for the selected degree program at Uni Stuttgart within the last year.

Personal data

Academic degree in front of the name	
First name	Lea
Last name affix	

STEP 25 / ONLINE APPLICATION – CONFIRMATION

At the bottom of the page, you are asked to confirm your application:



The image shows a 'Confirmation' dialog box with a light blue border. Inside, the text reads: 'Please click **"Back"** in order to revise incorrect details. Check the box and click **"Send"** to transmit your application. After clicking "Send" no further correction of your details is possible any longer!'. Below this text is a checkbox with a checkmark, followed by the text: 'I hereby confirm that the given information is correct and complete. I agree to the processing of my personal data for the use in the administration procedures at the University of Stuttgart. I am fully aware that any false information on my behalf can lead to an exclusion from admission and enrolment at the university.' At the bottom of the dialog box, there are three buttons: 'Cancel' on the left, and 'Back' and 'Send' on the right. An orange arrow points from the top-left corner of the dialog box towards the 'Back' button.

Choose Back in order to revise incorrect entries.

If all is correct, tick approval checkbox and click Send to submit the application electronically.

Congratulations!

You successfully submitted your application for the Master of Science Study program PHYSICS.

STEP 26 / ONLINE APPLICATION – CHECK APPLICATION STATUS

After you submitted your application and continued, your application status overview will appear. Once they have been reviewed, the bubbles will turn either green, yellow or red.

By clicking on My Applications, you can access the overview page.

We will notify you in case any further data is required for your successful application.

The Application process will be closed March 1st, 2023.

The Board of Admissions is going to review your applications in March 2023. You will be notified via Campus once a decision has been made.

Show only Favourites ^

All applications ▾

Filter by application title...

Recommendation ▾

My Applications

My current/home Address

Change Password

My Student Dossier

COMPUS Documentation

All Study Programs

Studying at the University of Stuttgart

Admission

Details of the admission procedure

Degree programme: Master of Science

Physics

- Entrance semester: 1
- Type of admission: Manual admission

Status

- Formal entry requirements not yet met
- "Academic entry requirements": not checked yet.
- "Admission": not performed yet

Details -

Results of admission procedure

There is no overall decision yet.

Study place offer

You can accept or decline a study place only after you have received your admission.

Enrollment

At the moment no information is available regarding the enrolment for the study programme at the University of Stuttgart.